

# Friends and Family Test Results

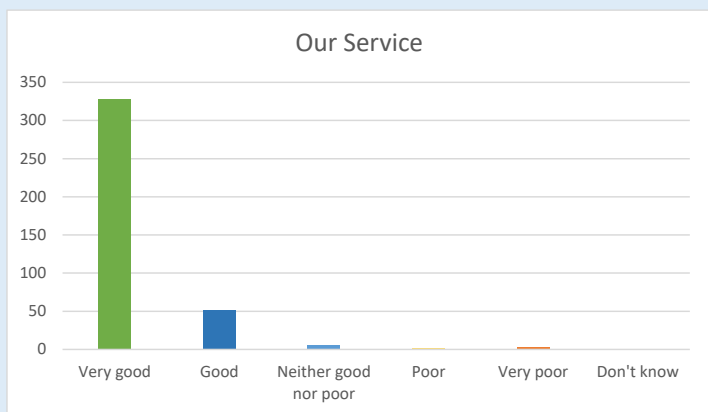
February 2025

## 1. Our Service

Overall how was your experience of our service?

Very good	328
Good	52
Neither good nor poor	6
Poor	2
Very poor	3
Don't know	1

**Total 392**



## 2. Your Comments

Please can you tell us why you gave your answer?

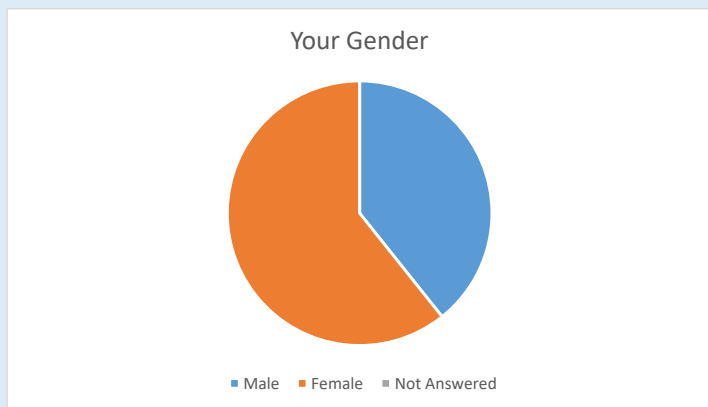
Please tell us about anything that we could have done better



## 3. Your Gender

Male	154
Female	238
Not Answered	0

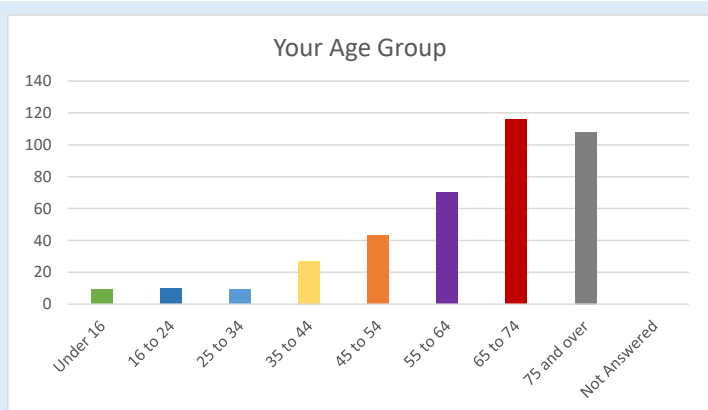
**Total 392**



## 4. Your Age Group

Under 16	9
16 to 24	10
25 to 34	9
35 to 44	27
45 to 54	43
55 to 64	70
65 to 74	116
75 and over	108
Not Answered	0

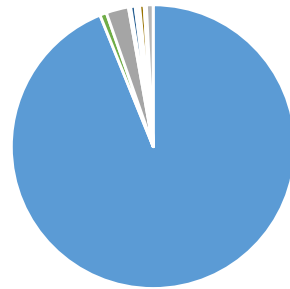
**Total 392**



## 5. Your Ethnicity

British / Mixed British	368
Irish	3
Other White Background	10
White / Black African	1
White & Asian	0
Other Mixed Background	0
Indian or British Pakistani	2
Pakistani or British Pakistani	1
Other Asian Background	1
Caribbean	2
African	1
Chinese	0
Other Black Background	0
Other Ethnic Group	0
Not Answered	3
<b>Total</b>	<b>392</b>

Your Ethnicity



## 6. Your Employment Status

Full Time Employment	87
Part Time Employment	48
Not Employed	35
Retired	214
Not Answered	8
<b>Total</b>	<b>392</b>

Your Employment Status

